

SANY

HYDRAULIC EXCAVATOR SY365C

Engine **CUMMINS QSL9**
Power **205 KW/1900 RPM**
Operating Weight **36200 KG**
Ground Pressure **56,2 KPA**



- RELIABLE FIRST-CLASS COMPONENTS
- LOWER FUEL CONSUMPTION
- SIMPLIFIED SERVICE

SPECIFICATIONS

ENGINE	
Model	Cummins QSL9
Displacement (L)	9
Engine power at rated engine speed (kW/rpm)	205/1900
Max. Torque (N · m/rpm)	1213/1500

SERVICE REFILL CAPACITIES (L)	
Fuel tank	540
Engine coolant	20
Engine oil	21,5
Swing drive	4
Final drive (each side)	5,5
Hydraulic oil tank	340

HYDRAULIC SYSTEM	
Typ	Negative flow system
Number of selectable working modes	4
Main pump	
Typ	Variable-capacity piston pumps
Maximum flow (L/min)	2x 360
Hydraulic motors	
Travel	2*axial piston motor with parking brake
Swing	1*axial piston motor with swing holding brake
Relief valve setting	
Implement circuits (MPa)	34,3
Travel circuit (MPa)	34,3
Swing circuit (MPa)	
Heavy lift circuit (MPa)	
Pilot circuit (MPa)	3,9
Hydraulic cylinders	
Boom cylinder diameter x stroke (mm)	140x1480
Arm cylinder diameter x stroke (mm)	170x1685
Bucket cylinder diameter x stroke (mm)	140x1285
Blade cylinder diameter x stroke (mm)	













OPERATING WEIGHT	
Operating weight with standard bucket, fully serviced, +75 kg operator (ISO)	
Operating weight (kg)	36200
Ground Pressure (kPa)	56,2

DRIVE	
Travel Speed (Low/High) (km/h)	3,2/5,4
Maximum Travel Force (kN)	274
Gradeability	35°

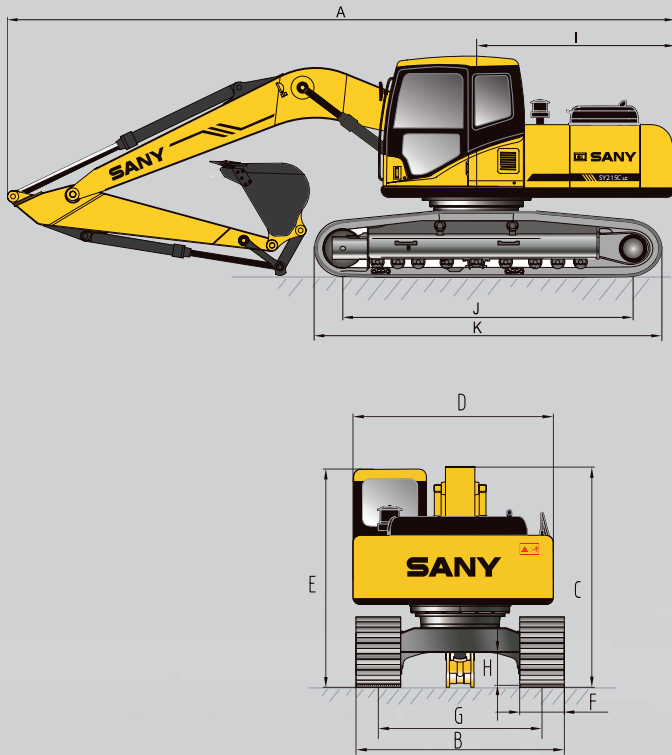
SWING	
Swing Speed (rpm)	9,5

DIGGING FORCE	
Bucket Digging Force (kN)	200
Arm Digging Force (kN)	169

LIFTING CAPACITY

A B	3.0m		4.5m		6.0m		7.5m		9.0m		MAXIMUM		mm
													
7.5m	/	/	/	/	/	/	*8223	*8223	/	/	*8230	*8230	7,66
6.0m	/	/	/	/	/	/	*8275	*8275	/	/	*7995	7517	8,55
4.5m	/	/	/	/	*10119	*10119	*8742	*8742	*7940	6832	*7897	6747	9,11
3.0m	/	*15299	*15299	*11344	*11344	*9346	8807	*8141	6727	7850	6354	9,40	
1.5m	/	*16963	*16963	*12316	10771	*9846	8557	8189	6607	7713	6230	9,44	
0	/	/	*17083	*17083	*12702	10631	9697	8375	8098	6520	7887	6356	9,23
-1,5m	*12852	*12852	*16154	*16154	*12366	105237	9608	8291	/	/	*7927	6785	8,76
-3.5m	*18272	*18272	*14325	*14325	*11179	10554	*8642	8312	/	/	*7766	7711	7,98
-4.5m	*13801	*13801	*11249	*11249	*8710	*8710	/	/	/	/	*7176	*7176	6,78

DIMENSIONS

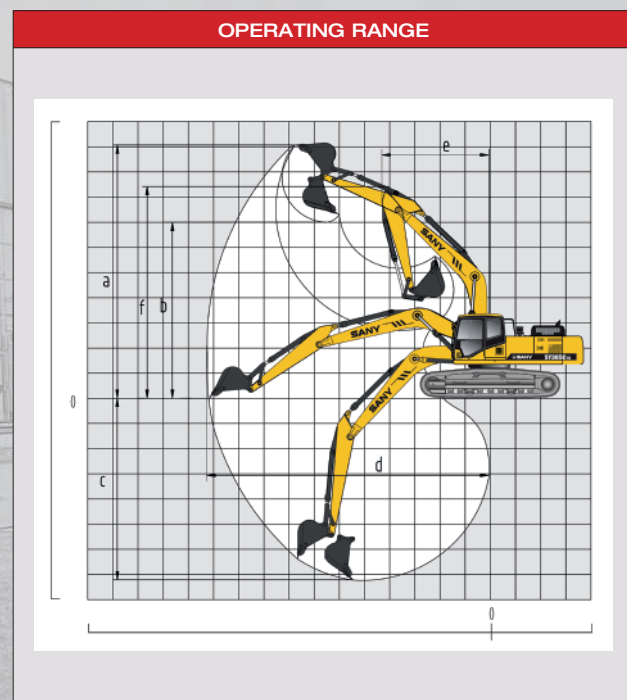


ITEM	mm
A Transport Length	9728
B Transport Width	3080
C Transport Height	3675
D Upperstructure Width	3145
E Blade Height	2590
F Standard Track Shoe Width	600
G Track Gauge	2590
H Minimum Ground Clearance	550
I Tail Swing Radius	3330
J Center distance of tumbler	4140
K Overall length of crawler	5065
Boom Length	6500
Arm Length	3200

UNDERCARRIAGE	
Track shoe width (mm)	600
Number of track shoes (per side)	49
Carrier roller (per side)	2
Track roller (per side)	9



ITEM	mm
A Max. Digging Height	10135
B Max. Dumping Height	7180
C Max. Digging Depth	7330
D Max. Vertical Digging depth	5850
E Max. Digging Reach	11070
F Min. Swing Radius	3800
G Height at Min. Swing Radius	7940
H Max. Clearance when Blade up	-
I Max. Depth of Blade down	-



QUALITY CHANGES THE WORLD

Not all products are available in all markets. Under our policy of continuous improvement, we reserve the right to change specifications and design without prior notice. The illustrations do not necessarily show the standard version of the machine.

SANY

**ADDR SANY EUROPE GMBH
SANY ALLEE 1, D-50181 BEDBURG**

TEL 0049 2272 90531 100

FAX 0049 2272 90531 109

MAIL info@sanyeurope.com

NET www.sanyeurope.com



facebook.com/sanyeurope