

SANY

HYDRAULIC EXCAVATOR SY50C

Engine **YANMAR 4TNV88C**
Power **29,1 KW/2400 RPM**
Operating Weight **5400 KG**
Ground Pressure **32 KPA**



- RELIABLE FIRST-CLASS COMPONENTS
- LOWER FUEL CONSUMPTION
- SIMPLIFIED SERVICE

SPECIFICATIONS

ENGINE	
Model	4TNV88C-PSY
Displacement (L)	2,19
Engine power at rated engine speed (kW/rpm)	29,1/2400
Max. Torque (N · m/rpm)	133,3~149,9/(1560±100)

SERVICE REFILL CAPACITIES (L)	
Fuel tank	78
Engine coolant	5,7
Engine oil	7,4
Swing drive	
Final drive (each side)	0,9
Hydraulic oil tank	52

HYDRAULIC SYSTEM	
Typ	Load sensing system
Number of selectable working modes	4
Main pump	
Typ	Variable-capacity piston pumps
Maximum flow (L/min)	50+5
Hydraulic motors	
Travel	2*axial piston motor with parking brake
Swing	1*axial piston motor with swing holding brake
Relief valve setting	
Implement circuits (MPa)	24,5
Travel circuit (MPa)	24,5
Swing circuit (MPa)	19,1
Heavy lift circuit (MPa)	
Pilot circuit (MPa)	3,5
Hydraulic cylinders	
Boom cylinder diameter x stroke (mm)	90x640
Arm cylinder diameter x stroke (mm)	80x690
Bucket cylinder diameter x stroke (mm)	70x590
Blade cylinder diameter x stroke (mm)	95x180
Deflection cylinder diameter x stroke (mm)	85x500










OPERATING WEIGHT	
Operating weight with standard bucket, fully serviced, +75 kg operator (ISO)	
Operating weight (kg)	5400
Ground Pressure (kPa)	32

DRIVE	
Travel Speed (Low/High) (km/h)	4,1/2,4
Maximum Travel Force (kN)	40,7
Gradeability	30°

SWING	
Swing Speed (rpm)	10

DIGGING FORCE	
Bucket Digging Force (kN)	31,5
Arm Digging Force (kN)	21,2

LIFTING CAPACITY

A \ B	MAX		2.0m		3.0m		4.0m		5.0m	
	Maximum									
4m (kg)	3905	1025	845							
3m (kg)	4605	790	655				985	815		
2m (kg)	4948	700	580			1485	1190	960	790	
1m (kg)	5024	675	555			1400	1110	925	760	680
0m (kg)	4849	700	575			1360	1075	905	735	
-1m (kg)	4385	800	655	*2735	2000	1355	1075	900	735	
-2m (kg)	3476	*1040	905	*2135	2050	1370	1100			

DIMENSIONS




ITEM	mm
A Transport Length	5380
B Transport Width	1960
C Transport Height	2620
D Upperstructure Width	1760
E Blade Height	340
F Standard Track Shoe Width	400
G Track Gauge	1560
H Minimum Ground Clearance	315
I Tail Swing Radius	980
J Center distance of tumbler	1970
K Overall length of crawler	2510
Counterweight Clearance	660
Boom Length	2700
Arm Length	1500

UNDERCARRIAGE	
Track shoe width (mm)	400
Number of track shoes (per side)	40
Carrier roller (per side)	1
Track roller (per side)	4



ITEM	mm
A Max. Digging Height	5435
B Max. Dumping Height	3795
C Max. Digging Depth	3430
D Max. Vertical Digging depth	2470
E Max. Digging Reach	5880
F Min. Swing Radius	2520
G Height at Min. Swing Radius	4145
H Max. Clearance when Blade up	420
I Max. Depth of Blade down	405



QUALITY CHANGES THE WORLD

Not all products are available in all markets. Under our policy of continuous improvement, we reserve the right to change specifications and design without prior notice. The illustrations do not necessarily show the standard version of the machine.

SANY

**ADDR SANY EUROPE GMBH
SANY ALLEE 1, D-50181 BEDBURG**

TEL 0049 2272 90531 100

FAX 0049 2272 90531 109

MAIL info@sanyeurope.com

NET www.sanyeurope.com



facebook.com/sanyeurope